

1. Name of Listed Entity: Cranes Software International Limited
2. Scrip Code/Name of Scrip/Class of Security: CRANESSOFT
3. Share Holding Pattern Filed under: 31b
4. Share Holding Pattern as on : 31-Mar-2017
5. **Declaration:** The Listed entity is required to submit the following declaration to the extent of submission of information:-

S. No.	Particulars	Yes/No	
1	Whether the Listed Entity has issued any partly paid up shares?	No	
2	Whether the Listed Entity has issued any Convertible Securities or Warrants?	No	
3	Whether the Listed Entity has any shares against which depository receipts are issued?	No	
4	Whether the Listed Entity has any shares in locked-in?	No	
5	Whether any shares held by promoters are pledge or otherwise encumbered?	Yes	Promoter and Promoter Group
6	Whether the Listed Entity has issued any differential Voting Rights?	No	



Table I - Summary Statement holding of specified securities

Category (I)	Category of shareholder (II)	Nos. of shareholders (III)	No. of fully paid up equity	No. of Partly paid-up equity	No. of shares underlying Depository Receipts	Total nos. shares held (VII) = (IV)+(V)+(VI)	Shareholding as a % of total no. of shares (calculated as per SCRR, 1957) (VIII)	Number of Voting Rights held in each class of securities (IX)			No. of Shares Underlying Outstanding convertible securities (including Warrants) (X)	Shareholding, as a % assuming full conversion of convertible securities (as a percentage of diluted share capital) (XI) = (VII)+(X)	Number of Locked in shares (XII)		Number of Shares pledged otherwise encumbered (XIII)		Number of equity shares held in dematerialized form (XIV)	
			held (IV)	held (V)	(VI)	(VII)	As a % of (A+B+C2)	No of Voting Rights			Total as a % of (A+B+C)	(X)	No. (a)	As a % of total Shares held (b)	No (a)	As a % of total Shares held (b)	(XIV)	
						Class eg: X	Class eg: y	Total										
A	Promoter & Promoter Group	9	7519000	0	0	7519000	6.38	7519000	0	7519000	6.38	0	6.38	0	0	1000000	13.3	7519000
B	Public	34803	110247850	0	0	110247850	93.62	110247850	0	110247850	93.62	0	93.62	0	0			109845714
C	Non Promoter-Non Public	0	0	0	0	0	0	0	0	0	0	0	0	0	0	0	0	0
C1	Shares underlying DRs	0	0	0	0	0	0	0	0	0	0	0	0	0	0			0
C2	Shares held by Employee Trusts	0	0	0	0	0	0	0	0	0	0	0	0	0	0			0
	Total	34812	117766850	0	0	117766850	100	117766850	0	117766850	100	0	100	0	0	1000000	85	117364714





Table II - Statement showing shareholding pattern of the Promoter and Promoter Group

Category & Name of the Shareholders (I)	PAN (II)	No. of share holder (III)	No. of fully paid up equity shares held (IV)	Partly paid-up equity shares held (V)	Nos. of shares underlying Depository Receipts (VI)	Total nos. shares held (VII = IV+V+VI)	Shareholding % calculate d as per SCRR, 1957 (VIII)	Number of Voting Rights held in each class of securities (IX)			No. of Shares Underlying Outstanding convertible securities (including Warrants) (X)	Shareholding, as a % assuming full conversion of convertible securities as a percentage of diluted share capital (XI) = (VII)+(X) as a % of A+B+C2	Number of Locked in shares (XII)		Number of Shares pledged or otherwise encumbered (XIII)		Number of equity shares held in dematerialized form (XIV)		
								No of Voting Rights					Total as a % of Total Voting rights	No (a)	As a % of total Shares held (b)	No (a)		As a % of total shares held (b)	
								As a % of (A+B+C2) (VIII)	Class X	Class Y									Total
1	Indian					0	0			0	0	0							
a	Individuals/Hindu undivided Family		4	1468800	0	0	1468800	1.25	1468800	0	1468800	1.25	0	0	1000000	68.08	1468800		
	ASIF KHADER	ABYPK7883N		1001500	0	0	1001500	.85	1001500	0	1001500	.85	0	0	1000000	99.85	1001500		
	MISBAH JAN	AAKPJ8108Q		1000	0	0	1000	0	1000	0	1000	0	0	0	0	0	1000		
	MUEED KHADER	ACUPK6121G		1000	0	0	1000	0	1000	0	1000	0	0	0	0	0	1000		
	MUKKARAM JAN	AANPJ0692A		465300	0	0	465300	.4	465300	0	465300	.4	0	0	0	0	465300		
b	Central Government/ State Government(s)		0	0	0	0	0	0	0	0	0	0	0	0	0	0	0		
c	Financial Institutions/ Banks		0	0	0	0	0	0	0	0	0	0	0	0	0	0	0		
d	Any Other (specify)		5	6050200	0	0	6050200	5.14	6050200	0	6050200	5.14	0	0	0	0	6050200		
	Body Corporate		5	6050200	0	0	6050200	5.14	6050200	0	6050200	5.14	0	0	0	0	6050200		
	K AND J	AAAC		200860	0	0	200860	1.71	200860	0	200860	1.71	0	0	0	0	200860		




	TELECOM PVT LTD	B5505 G		0				0		600									
	K AND J HOLDINGS PRIVATE LIMIED	AAAC C6257 C		1488000	0	0	1488000	1.26	1488000	0	1488000	1.26	0	1.26	0	0	0	0	1488000
	JANSONS LAND AND PROPERTY DEVELOPMENT PRIVATELIMITED	AAAC J5330 M		494600	0	0	494600	.42	494600	0	494600	.42	0	.42	0	0	0	0	494600
	SEA EQUITY ENTERPRISES PVT LTD	AAJCS 2342H		200000	0	0	200000	1.7	200000	0	200000	1.7	0	1.7	0	0	0	0	200000
	CRANES CONSULTING PRIVATED LIMITED	AAAC C6257 C		59000	0	0	59000	.05	59000	0	59000	.05	0	.05	0	0	0	0	59000
	Sub-Total (A)(1)		9	7519000	0	0	7519000	6.39	7519000	0	7519000	6.39	0	6.39	0	0	1000000	13.3	7519000
2	Foreign		0	0	0	0	0	0	0	0	0	0	0	0	0	0	0	0	0
a	Individuals (Non-Resident Individuals/ Foreign Individuals)		0	0	0	0	0	0	0	0	0	0	0	0	0	0	0	0	0
b	Government		0	0	0	0	0	0	0	0	0	0	0	0	0	0	0	0	0
c	Institutions		0	0	0	0	0	0	0	0	0	0	0	0	0	0	0	0	0
d	Foreign Portfolio Investor		0	0	0	0	0	0	0	0	0	0	0	0	0	0	0	0	0
e	Any Other (specify)		0	0	0	0	0	0	0	0	0	0	0	0	0	0	0	0	0
	Sub-Total (A)(2)		0	0	0	0	0	0	0	0	0	0	0	0	0	0	0	0	0
	Total Shareholding of Promoter and Promoter Group (A)= (A)(1)+(A)(2)		9	7519000	0	0	7519000	6.39	7519000	0	7519000	6.39	0	6.39	0	0	1000000	13.3	7519000

Cranes Software International Limited

 Bangalore

Table III - Statement showing shareholding pattern of the Public shareholder

	Category & Name of the Shareholders (I)	PAN (II)	Nos. of shareholder (III)	No. of fully paid up equity shares held (IV)	Partly paid-up equity shares held (V)	Nos. of shares underlying Depository Receipts (VI)	Total nos. shares held VII = IV+V+VI	Shareholding % calculated as per SCRR, 1957 As a % of (A+B+C2) VIII	Number of Voting Rights held in each class of securities (IX)			No. of Shares Underlying Outstanding convertible securities (including Warrants) (X)	Total shareholding, as a % assuming full conversion of convertible securities (as a percentage of diluted share capital) (XI)	Number of Locked in shares (XII)		Number of Shares pledged or otherwise encumbered (XIII)		Number of equity shares held in dematerialized form (XIV)	
									No of Voting Rights					Total as a % of Total Voting rights	No. (a)	As a % of total Shares held (b)	No. (Not applicable) (a)		As a % of total shares held (Not applicable)
									Class X	Class Y	Total								
1	Institutions		0	0	0	0	0	0	0	0	0	0	0	0	0	0	0	0	
a	Mutual Funds/		0	0	0	0	0	0	0	0	0	0	0	0	0	0	0	0	
b	Venture Capital Funds		0	0	0	0	0	0	0	0	0	0	0	0	0	0	0	0	
c	Alternate Investment Funds		0	0	0	0	0	0	0	0	0	0	0	0	0	0	0	0	
d	Foreign Venture Capital Investors		0	0	0	0	0	0	0	0	0	0	0	0	0	0	0	0	
e	Foreign Portfolio Investors		1	1	0	0	1	0	1	0	1	0	0	0	0	0	0	1	
f	Financial Institutions/ Banks		3	16584356	0	0	16584356	14.08	16584356	0	16584356	14.08	0	0	0	0	0	16584356	
	BANK OF INDIA	AAAC B0472 C	0	11291723	0	0	11291723	9.59	11291723	0	11291723	9.59	0	0	0	0	0	11291723	
	THE J AND K BANK LTD.	AAAC T6167 G	0	4999497	0	0	4999497	4.25	4999497	0	4999497	4.25	0	0	0	0	0	4999497	
g	Insurance Companies		1	829999	0	0	829999	.7	829999	0	829999	.7	0	0	0	0	0	829999	
h	Provident Funds/ Pension Funds		0	0	0	0	0	0	0	0	0	0	0	0	0	0	0	0	
i	Any Other (specify)		0	0	0	0	0	0	0	0	0	0	0	0	0	0	0	0	
	Sub-Total (B)(1)		5	17414356	0	0	17414356	14.78	17414356	0	17414356	14.78	0	0	0	0	0	17414356	
2	Central Government/		0	0	0	0	0	0	0	0	0	0	0	0	0	0	0	0	



	State Government(s)/ President of India																		
	Sub-Total (B)(2)		0	0	0	0	0	0	0	0	0	0	0	0	0	0	0	0	0
3	Non-institutions		0	0	0	0	0	0	0	0	0	0	0	0	0	0	0	0	0
a	Individuals -		34356	71515400	0	0	71515400	60.73	71515400	71515400	60.73	0	60.73	0	0				71113264
i	Individual shareholders holding nominal share capital up to Rs. 2 lakhs.		34282	47469761	0	0	47469761	40.31	47469761	47469761	40.31	0	40.31	0	0				47435625
ii	Individual shareholders holding nominal share capital in excess of Rs. 2 lakhs.		74	24045639	0	0	24045639	20.42	24045639	24045639	20.42	0	20.42	0	0				23677639
	PUKHRAJ KHATER	CPEPK06467C	0	4068146	0	0	4068146	3.45	4068146	4068146	3.45	0	3.45	0	0				4068146
	YUNUS ZIA	AAAPZ3852F	0	3658172	0	0	3658172	3.11	3658172	3658172	3.11	0	3.11	0	0				3658172
b	NBFCs registered with RBI		1	450	0	0	450	0	450	0	0	0	0	0	0				450
c	Employee Trusts		0	0	0	0	0	0	0	0	0	0	0	0	0				0
d	Overseas Depositories (holding DRs) (balancing figure)		0	0	0	0	0	0	0	0	0	0	0	0	0				0
e	Any Other (specify)		441	21317644	0	0	21317644	18.1	21317644	21317644	18.1	0	18.1	0	0				21317644
	Body Corporate		434	21437589	0	0	21437589	18.2	21437589	21437589	18.2	0	18.2	0	0				21437589
	IBC KNOWLEDGE PARK PRIVATE LTD	AABCI0816L	0	12784740	0	0	12784740	10.86	12784740	12784740	10.86	0	10.86	0	0				12784740
	INTERNATIONAL ASSET RECONSTRUC	AABCI01773J	0	1945000	0	0	1945000	1.65	1945000	1945000	1.65	0	1.65	0	0				1945000



TION CO PVT LTD																			
Sub-Total (B)(3)		34798	928334094	0	0	92833494	78.83	928334094	92833494	78.83	0	78.83	0	0					92431358
Total Public Shareholding (B)= (B)(1)+(B)(2)+(B)(3)		34803	1102470850	0	0	110247850	93.61	1102470850	110247850	93.61	0	93.61	0	0					109845714




Table IV - Statement showing shareholding pattern of the Non Promoter- Non Public shareholder

Category & Name of the Shareholders (I)	PAN (II)	No. of share holder (III)	No. of fully paid up equity shares held (IV)	Partly paid-up equity shares held (V)	Nos. of shares underlying Depository Receipts (VI)	Total no. shares held (VII = IV+V+VI)	Shareholding % calculate d as per SCRR, 1957 As a % of (A+B+C2) (VIII)	Number of Voting Rights held in each class of securities (IX)			No. of Shares Underlying Outstanding convertible securities (including Warrants) (X)	Total shareholding, as a % assuming full conversion of convertible securities (XI)	Number of Locked in shares (XII)		Number of Shares pledged or otherwise encumbered (XIII)		Number of equity shares held in dematerializ ed form (XIV) (Not Applicable)	
								No of Voting Rights					Total as a % of Total Voting rights	No.	As a % of total Shares held	No. (Not appli cable)		As a % of total shares held (Not applic able)
								Class X	Class Y	Total								
1	Custodian/DR Holder	0	0	0	0	0	0	0	0	0	0	0	0	0	0	0	0	
2	Employee Benefit Trust (under SEBI (Share based Employee Benefit) Regulations, 2014)	0	0	0	0	0	0	0	0	0	0	0	0	0	0	0	0	0
	Total Non-Promoter- Non Public Shareholding (C)= (C)(1)+(C) (2)	0	0	0	0	0	0	0	0	0	0	0	0	0	0	0	0	0

Table II- Unclaim Details

Details of Shares which remain unclaimed may be given here along with details such as number of shareholders, outstanding shares held in demat/unclaimed suspense account, voting rights which are frozen etc.	
No. of shareholders	No of share held




Table III- Unclaim Details

Details of Shares which remain unclaimed may be given here along with details such as number of shareholders, outstanding shares held in demat/unclaimed suspense account, voting rights which are frozen etc.	
No. of shareholders	No of share held

Table III- Person in Concert

Details of the shareholders acting as persons in Concert including their Shareholding			
Name of shareholder	Name of PAC	No. of share	Holding %

