

1. Name of Listed Entity: Cranes Software International Limited
2. Scrip Code/Name of Scrip/Class of Security: CRANESSOFT
3. Share Holding Pattern Filed under: 31b
4. Share Holding Pattern as on : 30-Jun-2017
5. **Declaration:** The Listed entity is required to submit the following declaration to the extent of submission of information:-

S. No.	Particulars	Yes/No	
1	Whether the Listed Entity has issued any partly paid up shares?	No	
2	Whether the Listed Entity has issued any Convertible Securities or Warrants?	No	
3	Whether the Listed Entity has any shares against which depository receipts are issued?	No	
4	Whether the Listed Entity has any shares in locked-in?	No	
5	Whether any shares held by promoters are pledge or otherwise encumbered?	Yes	Promoter and Promoter Group
6	Whether the Listed Entity has issued any differential Voting Rights?	No	




Table I - Summary Statement holding of specified securities

Category (I)	Category of shareholder (II)	Nos. of shareholders (III)	No. of fully paid up equity shares (IV)	No. of Partly paid-up equity shares held (V)	No. of shares underlying Depository Receipts (VI)	Total nos. shares held (VII) = (IV)+(V)+(VI)	Shareholding as a % of total no. of (calculated as per SCRR, 1957) (VIII)	Number of Voting Rights held in each class of securities (IX)				No. of Shares Underlying Outstanding convertible securities (including Warrants) (X)	Shareholding, as a % assuming full conversion of convertible securities (as a percentage of diluted share capital) (XI) = (VII)+(X)	Number of Locked in shares (XII)		Number of Shares pledged otherwise encumbered (XIII)		Number of equity shares held in dematerialized form (XIV)
								No of Voting Rights			Total as a % of (A+B+C)			No. (a)	As a % of total Shares held (b)	No. (a)	As a % of total Shares held (b)	
								Class eg: X	Class eg: y	Total								
A	Promoter & Promoter Group	9	7519000	0	0	7519000	6.38	751000	0	7519000	6.38	0	0	1000000	13.3	7519000		
B	Public	342170	110244850	0	0	110244850	93.62	110244850	0	110244850	93.62	0	0			109842714		
C	Non Promoter-Non Public	0	0	0	0	0	0	0	0	0	0	0	0	0	0	0		
C1	Shares underlying DRs	0	0	0	0	0	0	0	0	0	0	0	0			0		
C2	Shares held by Employee Trusts	0	0	0	0	0	0	0	0	0	0	0	0			0		
	Total	342260	117763850	0	0	117763850	100	11763850	0	11763850	100	0	0	1000000	.85	117361714		




Table II - Statement showing shareholding pattern of the Promoter and Promoter Group

Category & Name of the Shareholders (I)	PAN (II)	No. of share holder (III)	No. of fully paid up equity shares held (IV)	Partly paid-up equity shares held (V)	Nos. of shares underlying Depository Receipts (VI)	Total nos. shares held (VII = IV+V+VI)	Shareholding % calculate d as per SCRR, 1957 (VIII)	Number of Voting Rights held in each class of securities (IX)			No. of Shares Outstanding convertible securities (including Warrants) (X)	Shareholding, as a % assuming full conversion of convertible securities (XI) = (VII)+(X) as a % of A+B+C2	Number of Locked in shares (XII)		Number of Shares pledged or otherwise encumbered (XIII)		Number of equity shares held in dematerialized form (XIV)		
								Class X	Class Y	Total			No (a)	As a % of total Shares held (b)	No (a)	As a % of total shares held (b)			
1	Indian					0	0			0	0	0	0	0	0	0			
a	Individuals/Hindu undivided Family		4	1468800	0	0	1468800	1.25	1468800	0	1468800	1.25	0	1.25	0	0	1000000	68.08	1468800
	ASIF KHADER	ABY PK78 83N		1001500	0	0	1001500	.85	1001500	0	1001500	.85	0	.85	0	0	1000000	99.85	1001500
	MISBAH JAN	AAK PJ810 8Q		1000	0	0	1000	0	1000	0	1000	0	0	0	0	0	0	0	1000
	MUEED KHADER	ACU PK61 21G		1000	0	0	1000	0	1000	0	1000	0	0	0	0	0	0	0	1000
	MUKKARAM JAN	AAN PJ069 2A		465300	0	0	465300	.4	465300	0	465300	.4	0	.4	0	0	0	0	465300
b	Central Government/ State Government(s)		0	0	0	0	0	0	0	0	0	0	0	0	0	0	0	0	0



c	Financial Institutions/ Banks		0	0	0	0	0	0	0	0	0	0	0	0	0	0	0	0	0
d	Any Other (specify)		5	6050200	0	0	6050200	5.14	6050200	6050200	5.14	0	5.14	0	0	0	0	0	6050200
	Body Corporate		5	6050200	0	0	6050200	5.14	6050200	6050200	5.14	0	5.14	0	0	0	0	0	6050200
	K AND J TELECOM PVT LTD	AAA CB55 05G		2008600	0	0	2008600	1.71	2008600	2008600	1.71	0	1.71	0	0	0	0	0	2008600
	K AND J HOLDINGS PRIVATE LIMITED	AAA CC62 57C		1488000	0	0	1488000	1.26	1488000	1488000	1.26	0	1.26	0	0	0	0	0	1488000
	JANSONS LAND AND PROPERTY DEVELOPMENT PRIVATE LIMITED	AAA CJ533 0M		4946000	0	0	4946000	.42	4946000	4946000	.42	0	.42	0	0	0	0	0	4946000
	SEA EQUITY ENTERPRISES PVT LTD	AAJC S2342 H		2000000	0	0	2000000	1.7	2000000	2000000	1.7	0	1.7	0	0	0	0	0	2000000
	CRANES CONSULTING PRIVATE LIMITED	AAA CC62 57C		5900000	0	0	5900000	.05	5900000	5900000	.05	0	.05	0	0	0	0	0	5900000
	Sub-Total (A) (1)		9	75190000	0	0	75190000	6.39	75190000	75190000	6.39	0	6.39	0	0	10000000	13.3	75190000	
2	Foreign		0	0	0	0	0	0	0	0	0	0	0	0	0	0	0	0	0
a	Individuals (Non-		0	0	0	0	0	0	0	0	0	0	0	0	0	0	0	0	0



	Resident Individuals/ Foreign Individuals)																		
b	Government	0	0	0	0	0	0	0	0	0	0	0	0	0	0	0	0	0	0
c	Institutions	0	0	0	0	0	0	0	0	0	0	0	0	0	0	0	0	0	0
d	Foreign Portfolio Investor	0	0	0	0	0	0	0	0	0	0	0	0	0	0	0	0	0	0
e	Any Other (specify)	0	0	0	0	0	0	0	0	0	0	0	0	0	0	0	0	0	0
	Sub-Total (A) (2)	0	0	0	0	0	0	0	0	0	0	0	0	0	0	0	0	0	0
	Total Shareholding of Promoter and Promoter Group (A)= (A)(1)+(A)(2)	9	751900	0	0	751900	6.39	751900	0	751900	6.39	0	6.39	0	0	100000	13.3	7519000	0



Table III - Statement showing shareholding pattern of the Public shareholder

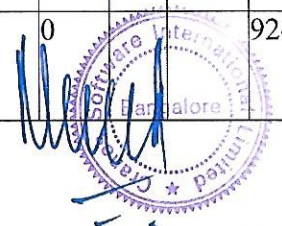
	Category & Name of the Shareholders (I)	PAN (II)	Nos. of shareholder (III)	No. of fully paid up equity shares held (IV)	Partly paid-up equity shares held (V)	Nos. of shares underlying Depository Receipts (VI)	Total nos. shares held $\text{VII} = \text{IV} + \text{V} + \text{VI}$	Shareholding % calculated as per SCRR, 1957 As a % of (A+B+C2) VIII	Number of Voting Rights held in each class of securities (IX)			No. of Shares Underlying Outstanding convertible securities (including Warrants) (X)	Total shareholding, as a % assuming full conversion of convertible securities (as a percentage of diluted share capital) (XI)	Number of Locked in shares (XII)		Number of Shares pledged or otherwise encumbered (XIII)		Number of equity shares held in dematerialized form (XIV)	
									No of Voting Rights					Total as a % of Total Voting rights	No. (a)	As a % of total Shares held (b)	No. (Not applicable) (a)		As a % of total shares held (Not applicable)
									Class X	Class Y	Total								
l	Institutions		0	0	0	0	0	0	0	0	0	0	0	0	0	0	0	0	
a	Mutual Funds/		0	0	0	0	0	0	0	0	0	0	0	0	0	0	0	0	
b	Venture Capital Funds		0	0	0	0	0	0	0	0	0	0	0	0	0	0	0	0	
c	Alternate Investment Funds		0	0	0	0	0	0	0	0	0	0	0	0	0	0	0	0	
d	Foreign Venture Capital Investors		0	0	0	0	0	0	0	0	0	0	0	0	0	0	0	0	
e	Foreign Portfolio Investors		1	1	0	0	1	0	1	0	1	0	0	0	0	0	0	1	
f	Financial Institutions/ Banks		3	165840356	0	0	16584356	14.08	165840356	16584356	14.08	0	14.08	0	0	0	0	16584356	
	BANK OF INDIA	AAA CB04 72C	0	112910723	0	0	112910723	9.59	112910723	112910723	9.59	0	9.59	0	0	0	0	112910723	
	THE J AND K BANK LTD.	AAA CT61 67G	0	49994097	0	0	49994097	4.25	49994097	49994097	4.25	0	4.25	0	0	0	0	49994097	
g	Insurance		1	829990	0	0	829990	.7	829990	829990	.7	0	.7	0	0	0	0	829990	



	Companies		9				9		999										
h	Provident Funds/ Pension Funds		0	0	0	0	0	0	0	0	0	0	0	0	0	0			0
i	Any Other (specify)		0	0	0	0	0	0	0	0	0	0	0	0	0	0			0
	Sub-Total (B) (1)		5	174140356	0	0	17414356	14.78	174140356	17414356	14.78	0	14.78	0	0				17414356
2	Central Government/ State Government(s) / President of India		0	0	0	0	0	0	0	0	0	0	0	0	0	0			0
	Sub-Total (B) (2)		0	0	0	0	0	0	0	0	0	0	0	0	0	0			0
3	Non-institutions		0	0	0	0	0	0	0	0	0	0	0	0	0	0	0	0	0
a	Individuals -		33800	72487164	0	0	72487164	61.55	72487164	72487164	61.55	0	61.55	0	0				72085028
i	Individual shareholders holding nominal share capital up to Rs. 2 lakhs.		33725	47121459	0	0	47121459	40.01	47121459	47121459	40.01	0	40.01	0	0				47087323
ii	Individual shareholders holding nominal share capital in excess of Rs. 2 lakhs.		75	25365705	0	0	25365705	21.54	25365705	25365705	21.54	0	21.54	0	0				24997705



	PUKHRAJ KHATER	CPEP K646 7C	0	4068146	0	0	4068146	3.45	4068146	0	4068146	3.45	0	3.45	0	0	4068146
	YUNUS ZIA	AAA PZ38 52F	0	3658172	0	0	3658172	3.11	3658172	0	3658172	3.11	0	3.11	0	0	3658172
b	NBFCs registered with RBI		1	450	0	0	450	0	450	0	450	0	0	0	0	0	450
c	Employee Trusts		0	0	0	0	0	0	0	0	0	0	0	0	0	0	0
d	Overseas Depositories (holding DRs) (balancing figure)		0	0	0	0	0	0	0	0	0	0	0	0	0	0	0
e	Any Other (specify)		411	20342880	0	0	20342880	17.27	20342880	0	20342880	17.27	0	17.27	0	0	20342880
	Body Corporate		434	21437589	0	0	21437589	18.2	21437589	0	21437589	18.2	0	18.2	0	0	21437589
	IBC KNOWLEDGE PARK PRIVATE LTD	AAB CI081 6L	0	12784740	0	0	12784740	10.86	12784740	0	12784740	10.86	0	10.86	0	0	12784740
	INTERNATIONAL ASSET RECONSTRUCTION CO PVT LTD	AAB CI177 3J	0	1945000	0	0	1945000	1.65	1945000	0	1945000	1.65	0	1.65	0	0	1945000
	Sub-Total (B) (3)		34212	92830494	0	0	92830494	78.82	92830494	0	92830494	78.82	0	78.82	0	0	92428358



Total Public Shareholding (B)= (B)(1)+(B)(2)+(B)(3)	34217	110244850	0	0	110244850	93.6	110244850	0	110244850	93.6	0	93.6	0	0			109842714
---	-------	-----------	---	---	-----------	------	-----------	---	-----------	------	---	------	---	---	--	--	-----------






Table IV - Statement showing shareholding pattern of the Non Promoter- Non Public shareholder

Category & Name of the Shareholders (I)	PAN (II)	No. of older shares (III)	No. of fully paid up equity shares held (IV)	Partly paid-up equity shares held (V)	Nos. of underlying Depository Receipts (VI)	Total no. shares held (VII = IV+V+VI)	Shareholding % calculate as per SCRR, 1957 (VIII)	Number of Voting Rights held in each class of securities (IX)			No. of Underlying Outstanding convertible securities (including Warrants) (X)	Total shareholding, as a % assuming full conversion of convertible securities (as a percentage of diluted share capital) (XI)	Number of Locked in shares (XII)		Number of Shares pledged or otherwise encumbered (XIII)		Number of equity shares held in dematerialized form (XIV) (Not Applicable)	
								No of Voting Rights					Total as a % of Total Voting rights	No.	As a % of total Shares held	No. (Not applicable)		As a % of total shares held (Not applicable)
								Class X	Class Y	Total								
1	Custodian/DR Holder	0	0	0	0	0	0	0	0	0	0	0	0	0	0	0	0	
2	Employee Benefit Trust (under SEBI (Share based Employee Benefit) Regulations, 2014)	0	0	0	0	0	0	0	0	0	0	0	0	0	0	0	0	0
	Total Non-Promoter-Non Public Shareholding (C)= (C)(1)+(C)(2)	0	0	0	0	0	0	0	0	0	0	0	0	0	0	0	0	0

Table II- Unclaim Details

Details of Shares which remain unclaimed may be given here along with details such as number of shareholders, outstanding shares held in demat/unclaimed suspense account, voting rights which are frozen etc.	
No. of shareholders	No of share held




Table III- Unclaim Details

Details of Shares which remain unclaimed may be given here along with details such as number of shareholders, outstanding shares held in demat/unclaimed suspense account, voting rights which are frozen etc.	
No. of shareholders	No of share held

Table III- Person in Concert

Details of the shareholders acting as persons in Concert including their Shareholding			
Name of shareholder	Name of PAC	No. of share	Holding %

